All Users
Add comparison

Custom Jun 1 - Jun 30, 2026

Reports snapshot

Active users 5.8K | New users 5.5K | Average engagement time per a 1m 32s

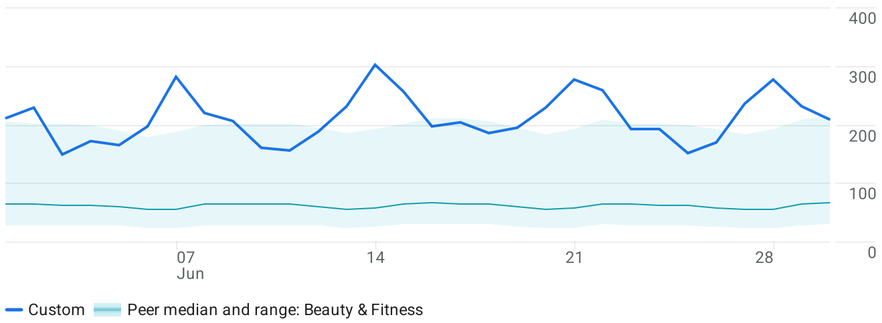

New users by First user primary channel group (Default ...

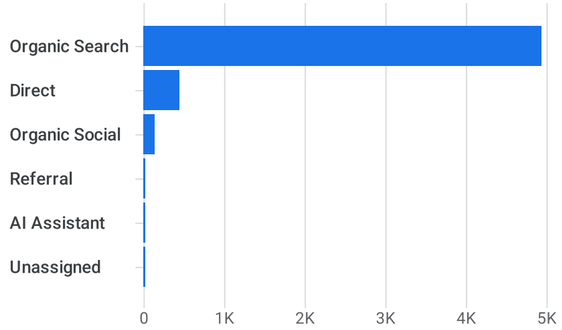

View user acquisition →

Sessions by Session primary ch...

SESSION PRIMARY ...	SESSIONS
Organic Search	6.6K
Direct	569
Organic Social	149
Referral	52
Unassigned	9
AI Assistant	7

View traffic acquisition →

Active users by Country

COUNTRY	ACTIVE USERS
Greece	5.2K
China	119
United States	107
Germany	105
Cyprus	63
United Kingdom	43
Italy	35

View countries →

User activity over time

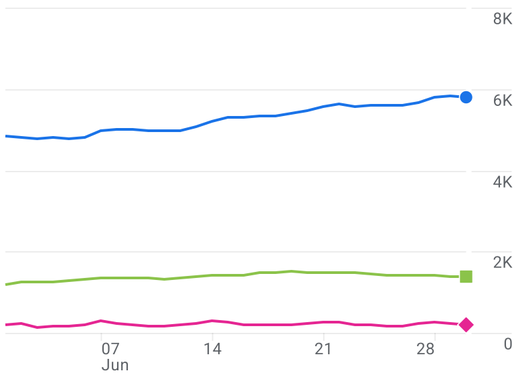

30 DAYS 5.8K
7 DAYS 1.4K
1 DAY 207

User activity by cohort
Based on device data only

	Week 0	Week 1	Week 2	Week 3	Week 4	Week 5
All Users	100.0%	3.3%	2.1%	1.4%	0.9%	0.5%
Aug 2 - Aug 8						
Aug 9 - Aug 15						
Aug 16 - Aug 22						
Aug 23 - Aug 29						
Aug 30 - Sep 5						
Sep 6 - Sep 12						

6 weeks ending Sep 12

View retention →

Views by Page title and screen class

PAGE TITLE AND SCREEN ...	VIEWS
Τα 20 ομορφότερα κτήματα ...	1.4K
Αίθουσες Δεξιώσεων Αθήν...	951
Όλα τα κτήματα γάμου και χ...	798
Προσφορές Γάμου - Προσφο...	654
Κτήματα Γάμου | AMARE | Π...	571
Οικονομικά κτήματα γάμου	431
Κτήματα Γάμου με Εκκλησία ...	410

View pages and screens →

Event count by Event name

EVENT NAME	EVENT COUNT
page_view	23K
user_engagement	17K
session_start	7.6K
first_visit	5.5K

View events →

Key events by Event name

EVENT NAME	KEY EVENTS

No data available

Average 120d value by First user primary channel group (Default Channel Gro...

View user acquisition cohorts →

Items purchased by Item name

ITEM NAME	ITEMS PURCHASED

No data available

View ecommerce purchases →

Key events by Platform



View tech details →

© 2026 Google | Analytics home | Terms of Service | Privacy Policy | Send feedback