All Users
Add comparison

Custom Mar 1 - Mar 31, 2026

Reports snapshot

Active users 4.6K | New users 4.4K | Average engagement time per a 1m 37s

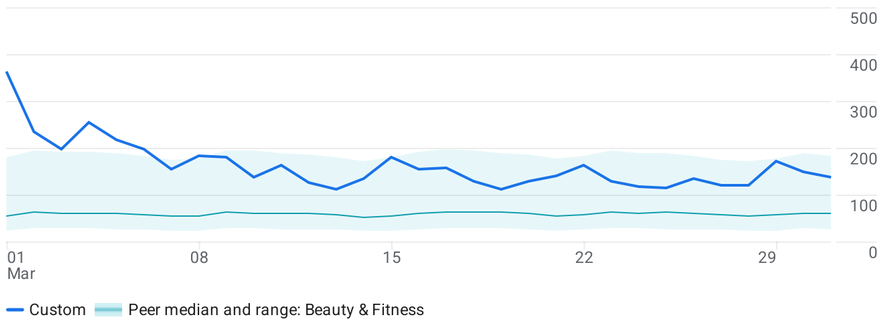

New users by First user primary channel group (Default ...

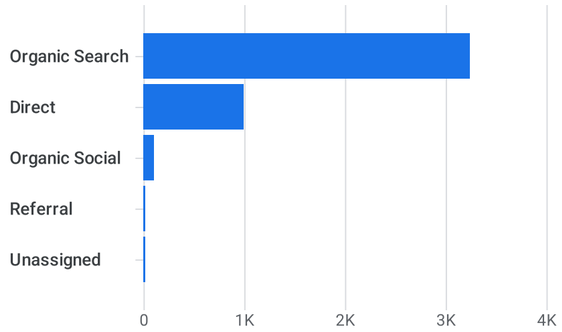

View user acquisition →

Sessions by Session primary ch...

SESSION PRIMARY ...	SESSIONS
Organic Search	4.6K
Direct	1.1K
Organic Social	126
Referral	17
Unassigned	17

View traffic acquisition →

Active users by Country

COUNTRY	ACTIVE USERS
Greece	3.4K
Singapore	459
China	261
United States	78
Germany	77
United Kingdom	61
Cyprus	39

View countries →

User activity over time

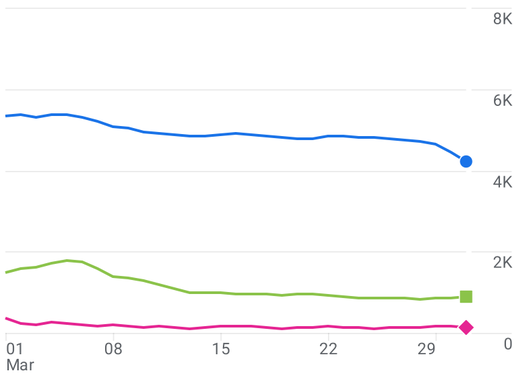

30 DAYS 4.2K

7 DAYS 883

1 DAY 137

User activity by cohort

Based on device data only

	Week 0	Week 1	Week 2	Week 3	Week 4	Week 5
All Users	100.0%	3.3%	2.1%	1.4%	0.9%	0.5%
Aug 2 - Aug 8						
Aug 9 - Aug 15						
Aug 16 - Aug 22						
Aug 23 - Aug 29						
Aug 30 - Sep 5						
Sep 6 - Sep 12						

6 weeks ending Sep 12

View retention →

Views by Page title and screen class

PAGE TITLE AND SCREEN ...	VIEWS
Τα 20 ομορφότερα κτήματα ...	822
Προσφορές Γάμου - Προσφο...	725
Αίθουσες δεξιώσεων στην ...	708
Όλα τα κτήματα γάμου και χ...	571
Όλα τα Κτήματα Γάμου και μ...	395
Κτήματα Γάμου | AMARE | Π...	287
Κτήματα Γάμου | CHALET | Π...	276

View pages and screens →

Event count by Event name

EVENT NAME	EVENT COUNT
page_view	18K
user_engagement	12K
session_start	5.9K
first_visit	4.4K

View events →

Key events by Event name

EVENT NAME	KEY EVENTS

No data available

Average 120d value by First user primary channel group (Default Channel Gro...

View user acquisition cohorts →

Items purchased by Item name

ITEM NAME	ITEMS PURCHASED

No data available

View ecommerce purchases →

Key events by Platform



View tech details →

© 2026 Google | Analytics home | Terms of Service | Privacy Policy | Send feedback